




## Poly-Pro Color Guide


Our grouts can be applied indoors or outdoors on both walls and floors with joints between 1/8 and 1/2 inch. Poly-Pro is suitable for residential and commercial installations.



# POLY-PRO SANDED GROUT & POLY-PRO NON SANDED GROUT



**Natural Gray**



**White**



**Salmon**



**Beige**



**Tan**



**Amber**



**Light Brown**



**Dark Gold**



**Chocolate**




**Charcoal**



**Red**



**Blue**



**White Bond**



**Sand**



**Light Smoke**



**Clay**



# POLY-PRO SANDED GROUT & POLY-PRO NON SANDED GROUT



**Tobacco**



**Cobblestone**



**Cappuccino**




**Adobe**




**Mocha**




**Bone**




**Ivory**




**Gravy**



**Frozen White**




**Fog**



**Light Blue**



**Silver Gray**



**Graystone**



**Silver**



**Dark Blue**



**Old Green**

The logo for CementPro is displayed on the side of a large, modern building. It features the word "CEMENTPRO" in a bold, blue, sans-serif font, slanted upwards. To the left of the text is a stylized orange graphic consisting of three overlapping circles or loops.

CementPro is committed to excellence in providing a personalized customer experience and evolving with our customer's need in mind, along with dedicating ourselves to producing building materials to compete with the demanding and dynamic environment of our industry.



**“All of our products made from the finest raw materials imported from around the world”**

Please feel free to contact us

**P. 951 300-0300 / F. 951 300-0306**

**[www.cementpro.com](http://www.cementpro.com)**

